

# Adelaide Central Market

## Access Guide



A large white Market sign at an entrance to the Central Market.



CITY OF  
ADELAIDE

Proudly created by



**Access  
2Arts**

Making disability and art work

# Table of Contents

## **3 | What is an Access Guide?**

## **4 | What is Adelaide Central Market?**

## **5 | Getting to Adelaide Central Market**

Public Transport

Parking

Street Access & Entrances

Website

## **9 | Getting Around**

Site Overview

Map

Wayfinding

Ground Surfaces

Stall Access

Sensory Information

## **15 | Facilities**

Toilets & Changing Place

## **17 | Thank you**

## **18 | Contact**

# What is an **Access Guide?**

An access guide is a document that describes the experience of visiting a location or event.

In this guide we will show you what to expect when you come to the Adelaide Central Market.

This guide focuses on the Adelaide Central Market as other connected areas are managed independently.

This guide was created by Access2Arts in collaboration with the City of Adelaide and was updated **November 2025**.



Proudly created by



Making disability and art work

# What is **the Adelaide Central Market?**

The Adelaide Central Market is a historical indoor food market featuring over 70 stalls including fruit & vegetables, smallgoods, eateries, and artisan products.

While individual stall hours may vary, the Market opening hours are:

**Tuesday** 7:00am – 5:30pm

**Wednesday\*** 9:00am – 5:30pm\*

**Thursday** 9:00am – 5:30pm

**Friday** 7:00am – 9:00pm

**Saturday** 7:00am – 3:00pm

**Sunday & Monday** CLOSED

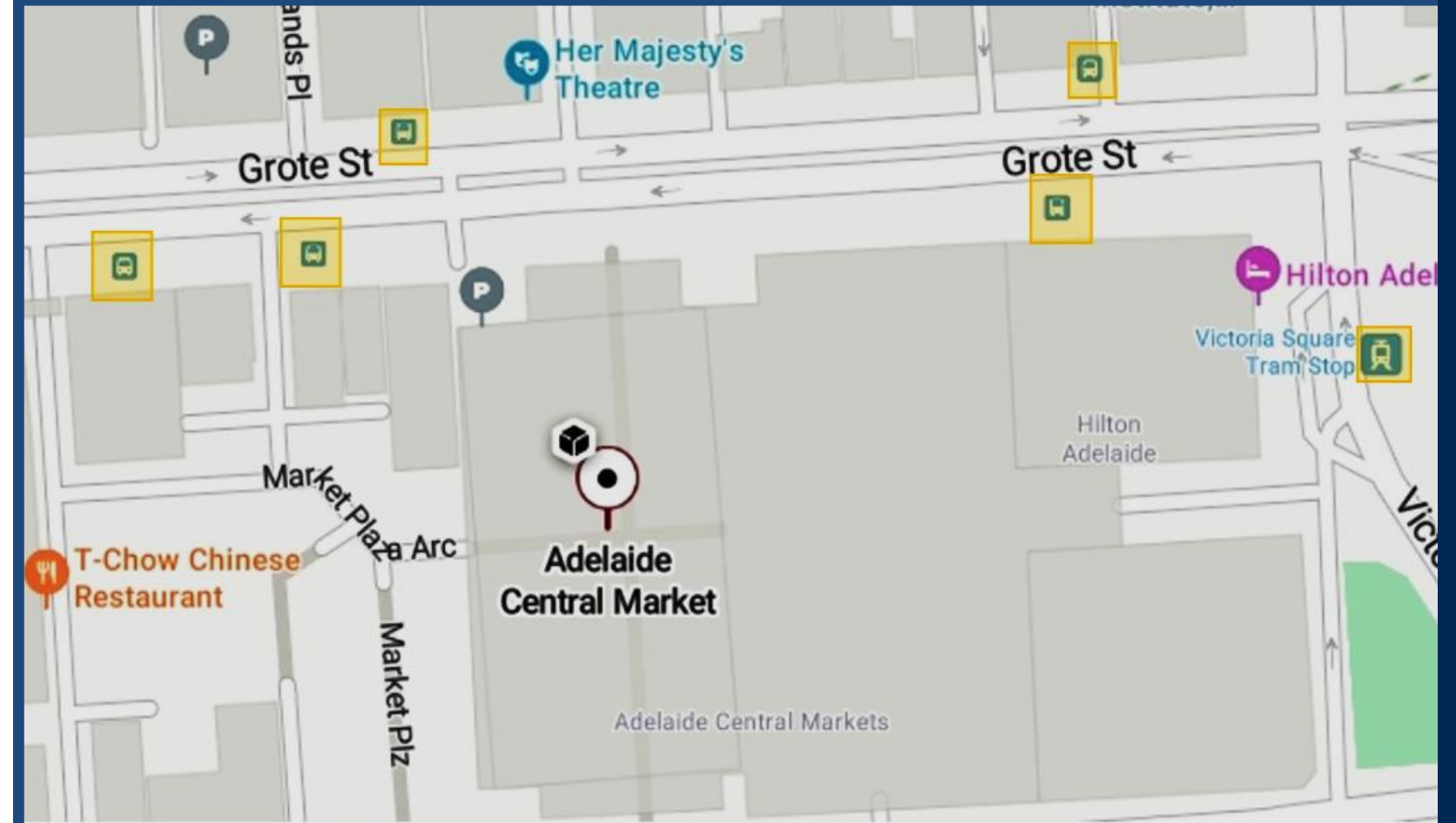
**\*Optional trading,  
range of traders**



# Getting to Adelaide Central Market

## Public Transport:

- The Victoria Square/Tartanyangga tram stop is 180m from the closest Market entrance.
- Several bus stops run along Grote St near the Market.
- The farthest bus stop D3 is approximately 140m from the entrance.
- Bus stops W, W1, W2 and D2 are very close to the Grote St entrance.

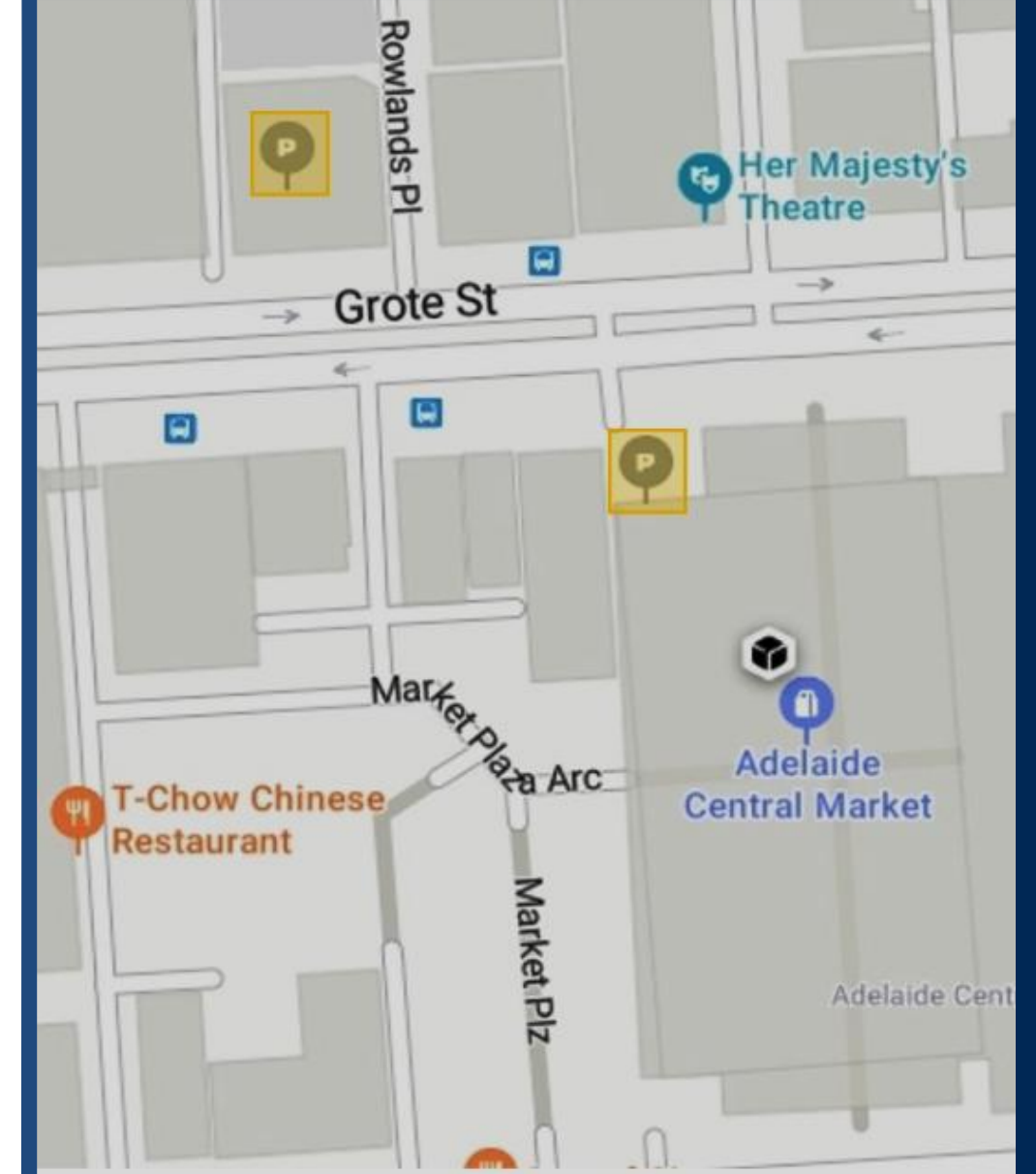


# Getting to Adelaide Central Market

## Parking:

- UPark Central Market is located above the Market, accessed from both Gouger and Grote St lifts and escalators.
- There is additional paid parking at UPark Grote St, located across the road from the Market
- Some ticketed street parking is available on Gouger Street.
- Detailed parking information can be found on the Market website's "Parking" page

[www.adelaidecentralmarket.com.au/parking](http://www.adelaidecentralmarket.com.au/parking)



# Street Access & Entrance

## Street Access

The Adelaide Central Market can be accessed directly from Grote Street and Gouger Street.

## Entrance

All of the entrances to the Market are ground level and step-free.

Doorways are very wide but can sometimes become congested when the markets are very busy. Some street-facing stores may have steps to enter.



The red brick paved footpath of a market entrance.



# Website

[www.adelaidecentralmarket.com.au](http://www.adelaidecentralmarket.com.au)

The Adelaide Central Market website contains lots of information about the stalls and facilities available.



## **Audio Tour**

Listen to an audio tour of the markets focusing on the Market's history and culinary offerings.



## **Traders Directory**

You can find information on individual stalls including location, opening hours, and special offers.



## **Upcoming Events**

View upcoming events in the Market as well as the regular activities on offer through the "What's On" tab.



# Getting Around

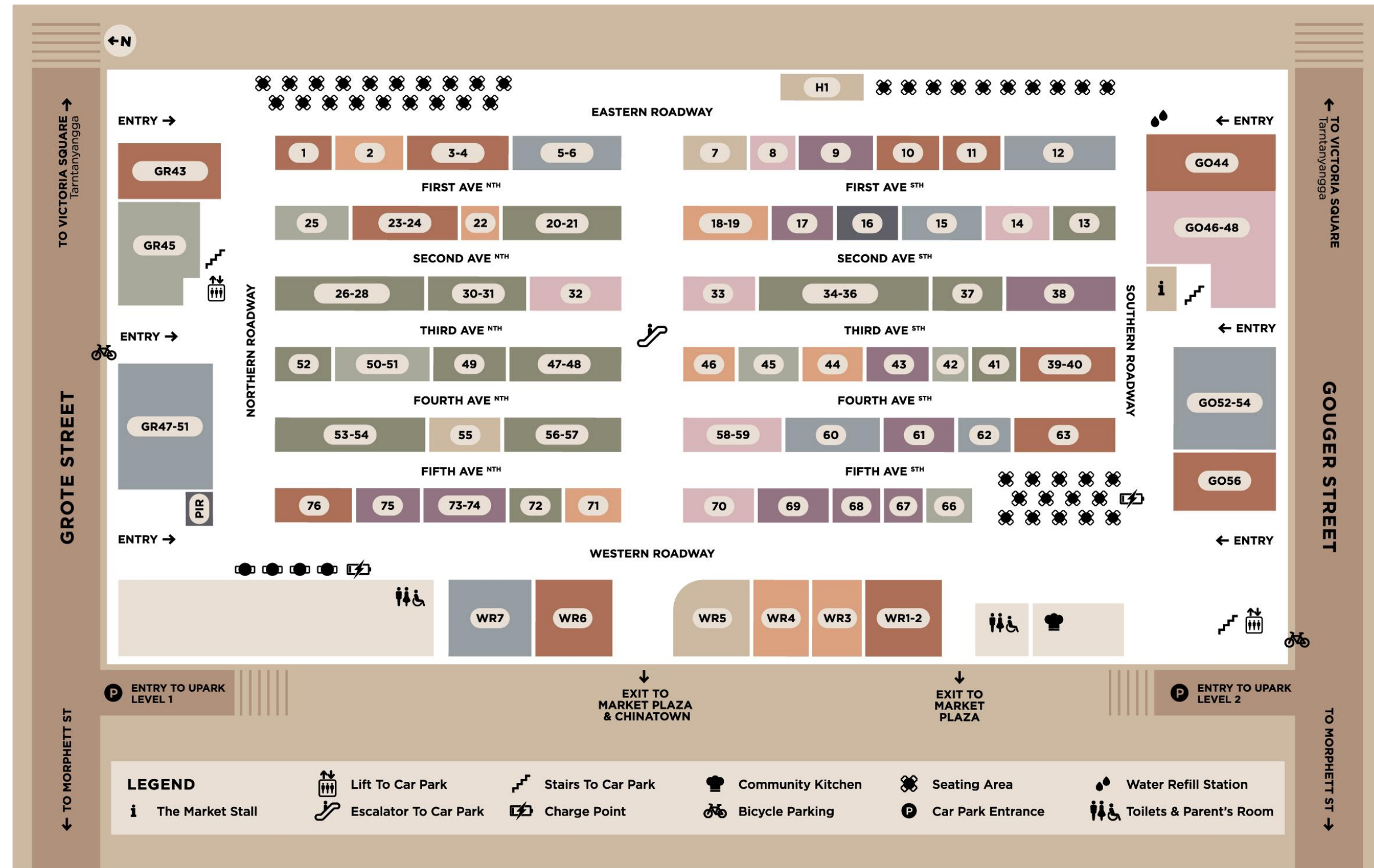
## **Site Overview**

The Market is accessed via Grote Street, Gouger Street, or Market Plaza.

This guide focuses on the Adelaide Central Market. Precinct neighbours including the Market Plaza and Chinatown are managed separately.

# Map

Full map and stall numbers can be viewed on the Market website  
[www.adelaidecentralmarket.com.au/map](http://www.adelaidecentralmarket.com.au/map)





# Wayfinding

## Getting Around

Within the Market, pathways are categorised into Avenues and Roadways. Roadways run along the outer border of the hall with Avenues running between rows of stalls. These are marked with street signs at the North and South ends of the hall.

## Maps

Maps are displayed on walls near all street entrances. You can also collect a printed map from The Market Stall on the Southern Roadway at the Central Gouger Street entrance.

## Pathways

While each Roadway and Avenue is very wide, these pathways can become congested on busy days. Some stalls may be narrow and difficult to enter depending on their individual layout.

Roadways are typically wider and less congested than Avenues.



A map of the Market displayed on a wall.



"First Avenue" sign hanging from the ceiling.



# Ground Surfaces

## Walkway

There are boundary lines on Roadways marking the edges of seating areas. This maintains a clear walkway for the rest of the space.

## Ground Surfaces

At major entrances, the floor is arcade-style tiles. Roadways are bitumen/tarmac. Avenues floors are pavers.

## Step-Free Paths

The market walkways are all one level. Individual stalls vary in their accessibility and may include ramps or steps.

## Lifts & Escalators

There are lifts to the car park on the Gouger St and Grote St ends of the market and an escalator in the centre of the Market.

The Gouger Street lift is the larger of the two and has glass walls.



A person carrying sunflowers inside the Market.



# Stall Access

## Stall Layout

Some Market stalls are intended to be entered by customers, whereas others provide counter service only with no public access to the inside of the stall.

## Counter Height

Most of the counters are built to a tall standing height. You can ask stall staff for assistance if the height is inaccessible for you.

## Step-Free Access

Stalls with inner customer access will vary by layout. Some stalls will have a step to enter, whereas others have installed ramps. Stall access is managed by the individual stallholders.



A high stall with a counter containing mushrooms.



Ramp entry into a stall.



# Sensory Information

## Noise Levels

There are a lot of different noises in the Market at any time. You can expect to hear loud conversations, music, and cookware sounds.

## Light

There are overhead LED lights throughout the Market for clear visibility. Some stalls also have their own internal and decorative lighting.

## Smell

There are several different scents throughout the Market near produce stalls. You may encounter the smell of hot food, coffee, fish, cheese, or flowers as you navigate the Market.

## Taking a Break

The outer Roadways are typically less busy, particularly the Eastern Roadway near Central Market Books. There is also a more open area at the entrance to Market Plaza.



A red brick wall in the Market with framed signs and images.

# Facilities



## Seating

There are public seating areas along the Eastern and Western Roadways. Some eateries reserve their seating for customers only. There are dedicated spaces for wheelchair users at each dining area.



## Water Dispensers

There is a water refill station in the Southeast corner of the Market near the Mr Cheese stall.



## Security

Security officers patrol Adelaide Central Market regularly. If you feel unsafe or need assistance, you can speak to a patrolling officer or visit The Market Stall.



## Service Animal Toileting

The nearest service animal toileting area is Victoria Square/Tartanyangga.

## The Market Stall

The Market Stall is staffed providing visitor information and support. You can collect printed maps and other information about the Market as well as access information and support directly from staff.

They also provide free short-term wheelchair hire for use within the Market. Two-level shopping trolleys can also be hired to help with carrying shopping.

# Toilets & Changing Place

Toilets are located along the Western Roadway. Standard gendered cubicles in the Southwest corner of the market have several steps to enter, but the nearby accessible cubicle is step free.

There is also a set of unisex toilet cubicles including an accessible bathroom in the Northwest corner opposite SiSea. These toilets have a small upwards slope to enter.

There are additional gendered toilets in the nearby Market Plaza that are not serviced by the Market.



## **Toilet Cubicles**

All Central Market toilet locations have an accessible cubicle and parents room. There is a small upwards slope into the Northwest toilet stalls.



## **Accessible Hygiene Station**

There is a pull-down hygiene support station in the accessible cubicle near the Southwest corner of the Market.



# Thank you!

We hope you have a great time at the Adelaide Central Market.

If you have any questions, or need additional access accommodations, please get in touch with our friendly team or visit The Market Stall onsite.

If you have feedback on this guide, please let the City of Adelaide team know.



Proudly created by



Making disability and art work

# Get in touch with us

- 📞 Phone +61 8 8203 7494
- 📍 Address Level 1, 44 – 60 Gouger Street, Adelaide, SA 5000
- ✉ E-mail [admin@adelaidecentralmarket.com](mailto:admin@adelaidecentralmarket.com)
- 🌐 Website [adelaidecentralmarket.com.au](http://adelaidecentralmarket.com.au)

